



# Home Lifts

---

[www.hitecliftsystems.co.uk](http://www.hitecliftsystems.co.uk)



# Hi-Tec Lift Systems



## About Us

Hi-Tec Lift Systems are a privately owned lift company who have been established for over 30 years. Our management team have over 100 years' experience between them in the lift industry. We have an ideal base near Stoke, where we can offer nationwide coverage for all new lifts, lift service, lift repair, or lift modernisation work. We have installed over 1100 units in the UK and have built up a reputation with clients as a reliable supplier who goes the extra mile.

Our very high standard of service is what makes us stand out at Hi-Tec Lift systems so please do get in touch to discuss any lift requirements on **01782 562000** or email [info@hitecliftsystems.co.uk](mailto:info@hitecliftsystems.co.uk)

## New Lifts or Replacement Lifts

We offer the complete range of passenger lifts, goods lifts, cabin lifts, platform lifts and access products nationwide. We pride ourselves on supplying high quality solutions that are fully open protocol, giving our clients both peace of mind and flexibility in the future. Our range of products are fully bespoke, and we can offer any car size, load, lift interior or lift doors you require.

We often get involved in projects early with architects, consultants, and clients as we can offer that extra level of service that you sometimes need. We offer budget costs, design, drawings, BREEAM information, traffic calculations, X10 lift specifications, free site surveys and tenders for all types of lifts.

We do not sub-out our installation works and as we directly employ our own engineers who have been with us many years. We use the same lift partner for our passenger lifts and have an independent tester. We believe this process gives the end client the best possible passenger lift solution. Using the same products and the same lift installation engineers ensures high quality products and installations. We also have the confidence for independent testers or consultants to check and sign off our work.

We can also offer a one stop solution for all passenger lift, cabin lift and home lift projects. Our works can include removal of old lifts, associated builders-work, electrical work, lifting beams, scaffolding and fall-gates. We can even supply & install the lift shaft for you.



## Lift Maintenance

Hi Tec Lift Systems offer traditional lift maintenance and lift service nationwide. We can offer preventative maintenance for all types of lifts, including passenger, goods, cabin, home, and platform lifts. Traditional lift maintenance allows our highly skilled lift engineers more time to look after your lifts on site by offering the right service, to help cut down on callouts, breakdowns and costs and preventing issues happening in the future. We also have a first-time fix policy for lift repairs where our aim is to ensure we find the cause of the breakdown and repair it first time with no repeat visits.

Our lift maintenance packages can be tailor made to suit client's requirements. We can offer standard contracts or comprehensive solutions for your lift servicing. However, we like to take into consideration the type of equipment, usage, age, and client's budgets before we agree the best way forward for you. We currently have lift maintenance contracts in place throughout the UK for hydraulic lifts, traction lifts, platform lifts, cabin lifts, step lifts, chain driven lifts and hoists. We look after many exciting sites (and lifts) and some excellent reference sites and reference customers in the UK.

## Lift Repairs

Hi-Tec Lift Systems offer a nationwide coverage for all types of lift repairs and lift modernisation work. With our in-house lift engineers, and 24hr call out service, we can do all lift repair work or modernise all types of passenger lifts, goods lifts, cabin lifts, platform lifts and access products. We can assist with any lift breakdowns or problem lifts you may have supported with a 24hr call out service. We believe by having the right company and right engineers as your service provider, then you can cut down on callouts, downtime and ultimately cost.

Hi-Tec offer a first-time fix policy to clients. This means our aim is to fix the problem first time without the need for repeat visits. We do this by finding the root cause of the problem, rather than just getting the lift running. By employing our own in-house lift engineers, we ensure that we solve and rectify problem lifts for customers.

## Lift Modernisation

Hi-Tec also offer complete lift modernisation packages, offering lift controller replacements, lift interior upgrades, hydraulic replacements, door upgrades or replacement lift doors. or the bits you might not see (control systems, hydraulics, motors). We also offer the complete turnkey solution for our clients by offering builders-work and electrical work as part of our package. So, when you are not wanting the upheaval of a full lift replacement, a lift modernisation solution from us is a good idea. We can often get your lift fully modernised with a new interior and all components within 2 weeks. We only supply and fit open protocol parts to any lift repairs or modernisations, this gives the client flexibility on their lifts but also peace of mind on future works.

## LOLER Inspections

Hi-Tec Lifts can also do LOLER inspections nationwide for all types of lifts and escalators.

These Regulations (often abbreviated to LOLER) place duties on people and companies who own, operate, or have control over lifting equipment. This includes all businesses and organisations whose employees use lifting equipment, whether owned by them or not. In most cases, lifting equipment is also work equipment so the Provision and Use of Work Equipment Regulations (PUWER) will also apply (including inspection and maintenance). All lifting operations involving lifting equipment must be properly planned by a competent person, appropriately supervised, and carried out in a safe manner. LOLER also requires that all equipment used for lifting is fit for purpose, appropriate for the task, suitably marked and, in many cases, subject to statutory periodic 'thorough examination' Records must be kept of all thorough examinations and any defects found must be reported to both the person responsible for the equipment and the relevant enforcing authority.



# Index



01 ▶ **Armony**

02 ▶ **Armony Lite**

03 ▶ **Finishes**

3.1 Car Finishes

3.2 Operating Panel & Indicators





## 0.1

## Armony

Armony is the most versatile home lift with an infinite number of car finishes and with a load range up to 500 kg.

### ► Applications

**Residential buildings**  
**Elimination of architectural barriers**  
**Accessibility**



## Advantages

### **Maximum safety:**

We have exhaustively studied its design to ensure the safety standard of a lift: Entrance detection system, door reopening to avoid hitting the passenger and car levelling

### **Decorative versatility:**

Wide range of decoration possibilities.

### **Single-phase:**


Works on any single-phase 220 V socket.

### **Space optimization:**

Up to 80% use of the shaft.

### **Emergency rescue:**

Equipped with a rescue system that allows passengers to be evacuate in the event of power failure.





## Technical features

Duty load (Kg)	180 - 400	
Duty speed (m/s)	Up to 0,15	
Power single pahse (KW)	From 4,3	
Machine room	Yes / Power unit cabinet	
Entrances	0 - 90° - 180° - 270°	
Maximum Travel (m)	24	
Minimum pit (mm)	Q ≤ 385 Kg	130
	Q > 385 Kg	140
Minimum headroom (mm)	2.285	
Door mechanism	Without car door Automatic and Semi-Automatic Landing Doors	
Power supply	Single-phase	
Car Model	All	
Panoramic car	Yes	



**Option:**  
With car door.



## Cabinets

---

We have a pre-assembled KIT, which consists in hydraulic equipment + cabinet + control panel, everything already assembled, pre-wired and tested in the factory. Facilitates commissioning (Plug and Play).





## 0.2 Armony Lite



Homelift Hydraulic Armony Lite is the hydraulic homelift with the best value for money in the market.

**Car decoration:**

OPTIMA and DINAMIC models.

**Option:**

With car door.



**The most competitive option for a Homelift.**

**Robust and compact set, car frame + car.**

**Easy assembly from inside the car.**



► **Armony Lite car models**



**Dinamic**



**Optima**

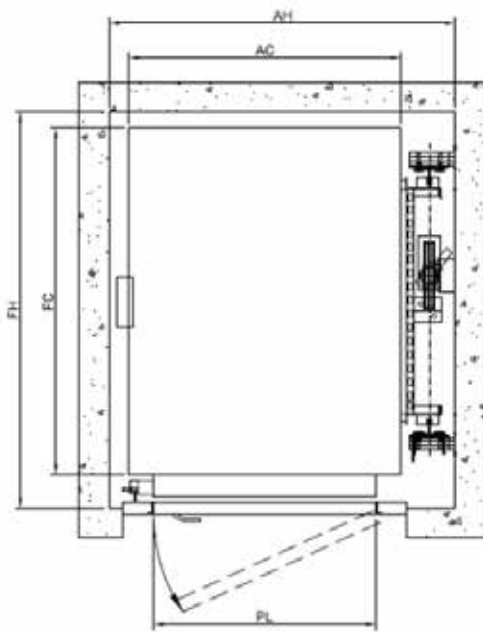


## Technical features

<b>Duty load (Kg)</b>	180 - 385
<b>Duty speed (m/s)</b>	0,15
<b>Power single phase (KW)</b>	From 4,3
<b>Machine room</b>	Yes / Power unit cabinet
<b>Entrances</b>	0 ° - 90° - 180° - 270°
<b>Maximum travel (m)</b>	24
<b>Minimum pit (mm)</b>	100
<b>Minimum headroom (mm)</b>	2.450
<b>Door mechanism</b>	Without car door Automatic and Semi-Automatic Landing Doors
<b>Power supply</b>	Single-phase
<b>Car Model</b>	Dinamic / Optima
<b>Panoramic car</b>	No



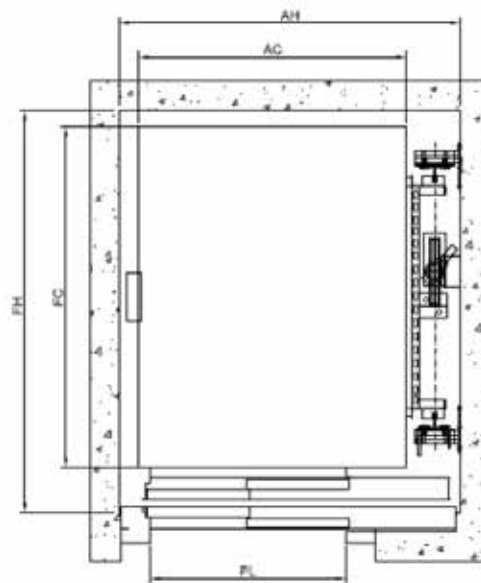




**Standard sizes**

Q (KG)	AH	FH	AC	FC	PL
180	1100	1100	800	900	700
225	1300	1100	1000	900	700
300	1300	1400	1000	1200	800
350	1400	1400	1100	1200	900
385	1400	1600	1100	1400	900
400	1400	1650	1100	1450	900
450	1580	1700	1200	1500	900
500	1580	1800	1200	1600	900

\* Standard sizes for installations without car door. Other shafts sizes, on request.



**Standard sizes**

Q (KG)	AH	FH	AC	FC	PL
180	1150	1150	800	900	700
225	1250	1250	900	1000	700
300	1400	1450	1000	1200	800
350	1400	1450	1100	1200	800
385	1550	1650	1100	1400	900
400	1550	1700	1100	1450	900
450	1580	1750	1200	1500	900
500	1580	1850	1200	1600	900

\* Standard sizes for installations with car door. Other shafts sizes, on request.



# Walls

## Skinplates



White



Simil stainless steel



Stainless Steel



Grey



Cream

## Painted Sheet



White RAL 9016




Beige RAL 1019



Pearl Light Grey RAL 9022\*



Metallic grey RAL 9006



Black RAL 9005



Blue RAL 5005

\* Tariff Type 2

## Back painted glass (under request)

### Matte (Tariff Type 3)



Oyster white RAL 1013



White RAL 9003\*



Bronze



Light Brown RAL 1236

\*Pistachio green (hand painted, under request)

\*Tariff Type 2

### Gloss



Metallic grey RAL 9006



Black Starlight RAL 0337\*



Aluminium RAL 9007



Green RAL 8615

## Stainless Steel



Brushed



Checks



Canvas



Leather



Linen



Polished

Available any other finish from:






## Laminated (in stock)



F2274 White France



F2273 Seringa



F2833 Sandstone



F8841 White Ash



F0190 Finn Beech




F1139 Cherry Tree



F1062 Smoked Oak



F6307 Burnt Strand\*



F7927 Folkestone



F8830 Elemental Concrete

## Laminated (under request)



F7884 Blue



F2478 Bermuda



F1997 Ocean



F8849 Natural Teak



F8848 Black Legno



F7837 Graphite



F8833 Elemental Graphite



F8832 Elemental Corten



F3091 Crystal White

\*Tariff typo 3


\* Other formicas available at <https://www.formica.com/es-es>

Colors shown may vary from the actual color depending on the computer monitor settings or the printing conditions.

## Melamine



Cream



Grey



Chocolat



Blue



Cervine Pine



Beech



Cherry tree



Habana Linen



Dark Oak

Not in compliance with the standard EN 81.20





## Floors


### Anti-slip rubber 4,5 Kg /m<sup>2</sup>



Beige



Oak



Grey granite



Blue



Sand



Grey



Grey concrete



Black


### Artificial Stone 49 kg / m<sup>2</sup>

Tariff Type 1



Grey Expo

Tariff Type 2



White North

Tariff Type 3



Black Starlight

Tariff Type 3



Merope



Concrete Spa



Royal Reef

### Natural granite 56 kg / m<sup>2</sup>

Tariff Type 1



Pink Porriño

Tariff Type 2



White Crystal

Tariff Type 3



Sahara Winds

Tariff Type 4



Dark Blue Labrador



Grey Perla



Grey Quintana



Reliquia



Andromeda



Black South Africa



Intense Black

### Metallic floor



Aluminum checkerboard  
6 Kg/m<sup>2</sup>



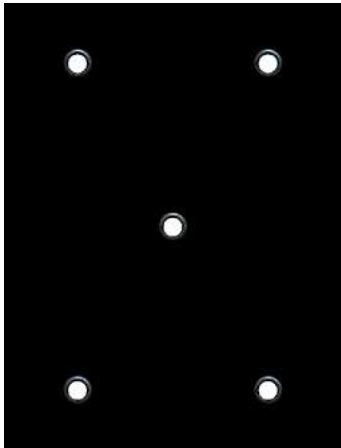
Stainless steel 12 Kg/m<sup>2</sup>




Steel durbar plate 36 Kg/m<sup>2</sup>




## Techos



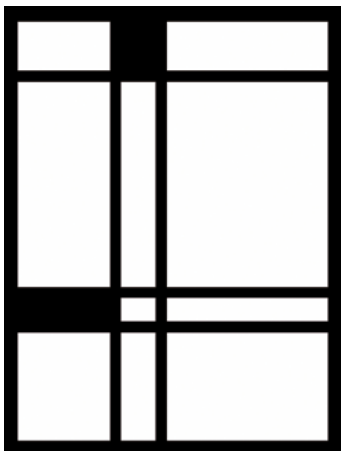
LED spots




Curved LED spots




LED Strip




Mondrian




Arte



Marco



Mosaic



Tinted glass




All ceilings can be selected in white, black and stainless steel finishes.




## Mirror



1/2 Height



Slat mirror



Full mirror

## Handrail

STANDARD EN 81-20



1



2



3



4



5



6

- 1. Rectangular stainless steel
- 2. Rectangular skinplate
- 3. Straight tubular polished St. Steel
- 4. Curved tubular satin St. Steel
- 5. Curved tubular polished St. Steel
- 6. Curved tubular painted black



## Automatic door



Primed  
Stainless steel



Big vision panel



Folding Bus door big vision panel



Full glass stainless steel frame

## Semi-automatic doors

---



Standard Vision panel




Big vision panel

## Door finishes


### ▶ Embossed Epoxy

STANDARD




RAL 7032

OTHERS



RAL 9016



RAL 1015



RAL 9006



RAL 7004



RAL 1018



RAL 1019



RAL 6021



RAL 1034



RAL 3020



RAL 5012



RAL 8023



RAL 7010



RAL 7012



RAL 3004



RAL 6005



RAL 5011



RAL 9005

### ▶ Smooth Stainless steel

STANDARD



AISI 441 2B/BA



AISI 304 2B



AISI 316 2B



AISI 441 2B



AISI 304 2B



AISI 304 2B



AISI 316 2B



AISI 316 4N

DECORATIVE



AISI 304 BA



AISI 304 BA



AISI 316 BA



AISI 304 BA



AISI 304 BA



AISI 304 BA



AISI 304 BA

### ▶ Patterned Stainless steel



AISI 441 BA<sup>(1)</sup>



AISI 304 BA



AISI 304 BA



AISI 316 BA<sup>(1)</sup>



AISI 441 BA<sup>(1)</sup>



ISI 304 BA



AISI 304 BA



AISI 304 BA



AISI 441 BA<sup>(1)</sup>



AISI 304 BA



AISI 304 BA



AISI 316 BA<sup>(1)</sup>

Available any other finish from:





## 3.2 Operating panels & Indicators

### Car Operating panels



Epsilon



Glass panel

Lighting

Standard  
Height 1960 mm  
Standard only for lifts. For Home Lift,  
supplied without display.

### Handrail Type (EN81.70)



## Landing operating panels



With engraving on steel plate



With transparent window plate



Surface mounted



With Display

## Push buttons



Bas 120



Bas 120 Black



RT42



US91-EN



US90 Jumbo



US95 Jumbo



US95-EN

## Indicators



SURFACE mounted



DIRECTIONAL ARROWS



RETRO

## Displays



TFT 2,8"  
CARLOS SILVA



7"  
CARLOS SILVA



TFT 5,6"  
CARLOS SILVA





10"  
CARLOS SILVA





 Hi-Tec Lift Systems

Unit 3 Rosevale Road, Park House Ind Est West, Newcastle under Lyme, Staffordshire ST5 7EF

 T. 01782 562 000  [info@hitecliftsystems.co.uk](mailto:info@hitecliftsystems.co.uk) [www.hitecliftsystems.co.uk](http://www.hitecliftsystems.co.uk)